

Keysight Technologies

Optimizing Thermocouple Measurements in a Noisy Environment

Application Brief



More Application, Information, and Pricing available at:



250 Technology Way
Rocklin, CA 95765

sales@testworld.com
1-855-200-TEST (8378)

Click to go www.TestWorld.com

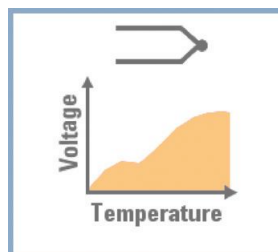


Abstract

Temperature measurements are an important part of product characterization, whether you are developing or verifying a design, or qualifying products during production test. Often, you need to make your temperature measurements in environments with high levels of electrical noise. Devices under test, such as small, gas-powered engines, compressors, fans, and motors, actually generate their own electrical noise. Rotating machinery, high-voltage-discharge devices such as spark plugs, distributors, and arcing on relay contacts all contribute to the noisy environment. In addition, high AC line voltages may be present and in close proximity to the devices you are testing. Making good measurements in a hostile, noisy environment can be a challenge, especially when the voltages you are measuring are small, as is the case if you are using thermocouples.

DISCOVER the Alternatives...

... Keysight **MODULAR** Products



Thermocouple measurements

Thermocouples are commonly used to measure temperature; they are rugged, inexpensive, and cover a wide temperature range. However, they also produce voltages in the millivolt range, with microvolt changes per degree C temperature change. Modern data loggers such as those manufactured by Keysight Technologies, Inc. hide the complexity of measuring thermocouples. Typically, you connect a thermocouple to the data logger, set the type of thermocouple you are using, and the instrument will return the results in degrees C, F, or K.

A thermocouple consists of two dissimilar metals joined at one end, preferably by welding. When this junction is heated, a non-linear voltage corresponding to the temperature is generated across the leads of the thermocouple. This voltage is very low, just over 50 μV at 0 $^{\circ}\text{C}$ for a J-type thermocouple. Further, thermocouples don't change much with temperature: J-type thermocouples change on the order of 5 μV per degree C. A good measuring device is required to measure these small voltages and resolve the small changes in voltage. A little bit of noise can have a large impact on the measurement.

Measurement Tip

The best way to avoid a ground loop is to avoid grounding the tip of the thermocouple, using isolated thermocouples when necessary. Common mode errors are also reduced by using a DMM with high impedance to ground, such as that used in the Keysight 34980A data acquisition system.

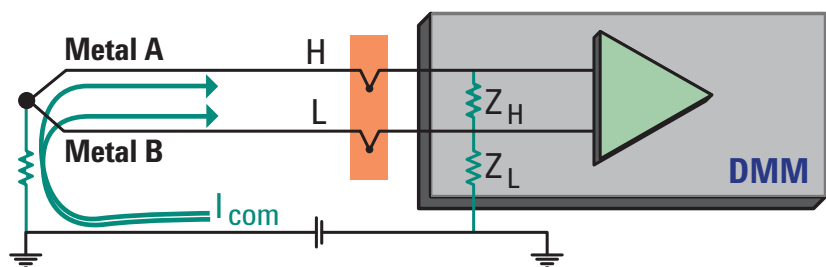


Figure 1: Common mode noise is generated by ground loops.

Noise sources

There are many sources of noise that can affect thermocouple measurements. The three most common sources of noise are:

1. Ground loops, which generate common mode noise
2. Electromagnetic fields, which generate normal mode noise
3. Rotating equipment, which generate electrostatic noise

Measurement Tip

Reduce the field strength interfering with the measurement. It is better to run more wire and avoid the field than run the thermocouple wire through the field.

- Minimize the size of the measurement loop. Use twisted-pair cabling, which leaves little room between the cables. It's like making a smaller receiving antenna.
- Run the measurement wires perpendicular to high-current wires, changing the orientation to the field. Never run thermocouples in parallel with power lines or other noisy signals.
- Reduce normal mode currents with a filter. A relatively simple filter can reduce the normal mode noise on a DC signal by several orders of magnitude.
- Use an integrating A/D. Normal mode noise is typically the same frequency as the line frequency, which is also described as a power line cycle or PLC. An integrating A/D will return the average voltage during the integration period. If you integrate over the same period as the line frequency or PLC, the average value of the normal mode noise will be zero.
- Trade speed for reading rate with the integrating A/D. For 60 Hz line frequency, 60 readings per second can be achieved using 1 PLC; only 6 readings per second can be achieved using 10 PLCs. The slower reading will have better resolution and better noise rejection.

Measurement Tip

To combat electrostatic noise, use shielded wiring. Also, using a DMM with high impedance to ground will help. When using a shield to prevent electrostatic noise coupling, only ground one end of the shield to avoid creating a ground loop.

1. **Common mode noise** creates an unwanted voltage that is present on both leads of the thermocouple. Typically, common mode noise is caused by a ground loop that is created when a system has a potential difference between two grounds. Because the tip of a thermocouple is a bare wire junction, it is at risk of creating a ground loop. If the tip is grounded at the point where it is measuring temperature, and that ground is at a different potential from the ground at the measuring end of the thermocouple, a ground loop is formed and current will flow.

2. **Normal mode noise** creates a current that flows in the same direction as the measurement current. This type of noise is typically caused by large AC current sources, such as AC power lines, that create a magnetic field. In turn, the magnetic field creates a current in the measurement path. High-current devices include motors, lights, and power mains. Normal mode noise is typically at line frequency of 50/60 Hz. The normal mode error current is proportional to the strength of the field, the size of the loop, and the orientation of the loop to the field.

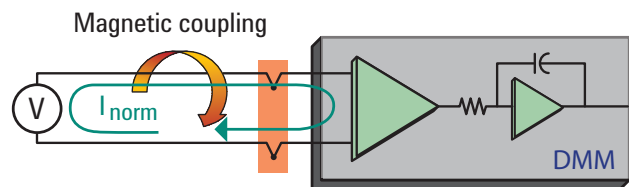


Figure 2: Magnetic flux or RF energy are common sources of normal mode noise.

3. **Electrostatic noise** is coupled into the measurement path via stray capacitance. Electrostatic noise is caused by rotating equipment; it generates an AC current that is capacitance-coupled into the measurement path. Stray capacitance can couple electrostatic noise through the tip of a thermocouple.

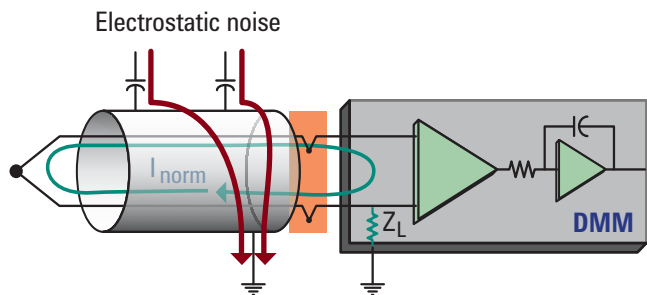


Figure 3: Stray capacitance can couple electrostatic noise through a thermocouple.

Summary

We have discussed three sources of noise that can affect thermocouple measurements and have described several ways to eliminate or minimize the noise:

- Common mode noise – typically generated by ground loops. Avoid ground loops to minimize the effect of common mode noise.
- Normal mode noise – created by running the measurement loop through a magnetic field. Use a twisted shielded pair to minimize the exposure to the magnetic field, avoid the fields altogether, use a filter, and select the integration period of the A/D to minimize the impact of normal mode noise
- Electrostatic noise – coupled into the measurement via stray capacitance. Use a shielded twisted pair and ground one end of the shield to minimize the capacitive coupling to the thermocouple

myKeysight

myKeysight

www.keysight.com/find/mykeysight

A personalized view into the information most relevant to you.



www.axiestandard.org

AdvancedTCA® Extensions for Instrumentation and Test (AXIe) is an open standard that extends the AdvancedTCA for general purpose and semiconductor test. Keysight is a founding member of the AXIe consortium.



www.lxistandard.org

LAN eXtensions for Instruments puts the power of Ethernet and the Web inside your test systems. Keysight is a founding member of the LXI consortium.



www.pxisa.org

PCI eXtensions for Instrumentation (PXI) modular instrumentation delivers a rugged, PC-based high-performance measurement and automation system.



www.keysight.com/quality

Keysight Electronic Measurement Group

DEKRA Certified ISO 9001:2008

Quality Management System

Keysight Channel Partners

www.keysight.com/find/channelpartners

Get the best of both worlds: Keysight's measurement expertise and product breadth, combined with channel partner convenience.

www.keysight.com/

www.keysight.com/find/modular

www.keysight.com/find/34980A

www.keysight.com/find/34972A

For more information on Keysight

Technologies' products, applications or services, please contact your local Keysight office. The complete list is available at: www.keysight.com/find/contactus

Americas

Canada	(877) 894 4414
Brazil	55 11 3351 7010
Mexico	001 800 254 2440
United States	(800) 829 4444

Asia Pacific

Australia	1 800 629 485
China	800 810 0189
Hong Kong	800 938 693
India	1 800 112 929
Japan	0120 (421) 345
Korea	080 769 0800
Malaysia	1 800 888 848
Singapore	1 800 375 8100
Taiwan	0800 047 866
Other AP Countries	(65) 6375 8100

Europe & Middle East

Austria	0800 001122
Belgium	0800 58580
Finland	0800 523252
France	0805 980333
Germany	0800 6270999
Ireland	1800 832700
Israel	1 809 343051
Italy	800 599100
Luxembourg	+32 800 58580
Netherlands	0800 0233200
Russia	8800 5009286
Spain	0800 000154
Sweden	0200 882255
Switzerland	0800 805353
	Opt. 1 (DE)
	Opt. 2 (FR)
	Opt. 3 (IT)
United Kingdom	0800 0260637

For other unlisted countries:

www.keysight.com/find/contactus

(BP-05-23-14)